



Learn how to set up mobile push notification in iOS devices - A Quick Guide

Zoho PageSense provides an iOS SDK that enables app developers to track, segment, and engage users. This document shows how to install the PageSense SDK in your application, track your first user event within the PageSense dashboard.

How to install the SDK?

To use the PageSense iOS SDK, you have the following options:

- a. Install it with **CocoaPods**.
- b. Install it manually by including the **ZohoPageSenseSDK.xcframework** in your Xcode project.

How to install SDK using CocoaPods? (Recommended)

To install SDK using CocoaPods:

1. Add the PageSense SDK to your Podfile, as shown below:

```
1. pod 'PageSenseSDK'
```

2. After you have updated your Podfile, run **pod install** in your terminal to download automatically.
3. Install the SDK in your project.

How to install the SDK manually?

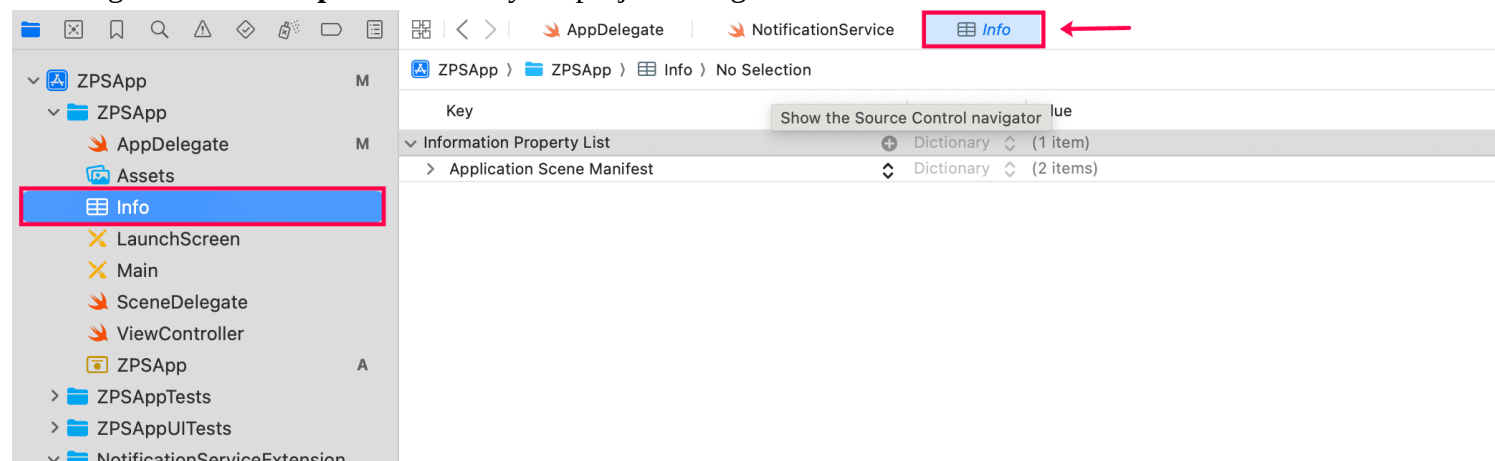
To install the SDK manually:

1. Download and unzip the [PageSense SDK](#).
2. Drag the **PageSenseFramework.xcframework** inside your project under the *main project file*.
3. Embed the framework.
4. Select your **app.xcodeproj** file.
5. Under *General*, add the *PageSenseSDK framework* as an embedded binary.
6. Add the **PageSenseSDK** package product to the app target.


How to add PageSense credentials?

To associate your iOS app with your PageSense account, you need to add your PageSense credentials in the Info.plist file in your application. To do so:

1. Navigate to the **Info.plist** file from your project navigator.





2. Create a key called **ZPS_APP_ID** with a type string.




3. Insert the **App ID** values from your PageSense account. These values are available under the **App** listing page.



 The PageSenseAppID is available under each app created.

 By default we will collect user info as anonymous names, but if you want to fetch the user's first name, you can do so by adding the following code:

```
let userPropertiesDictionary = ["firstname":"firstname","lastname":"lastname","email":"email"]
PageSense.trackUser(userProfile : userPropertiesDictionary)
```

 When the above code is used, by default, we only retrieve the first name of a user.

We hope this documentation helps make the process easy for you. Please feel free to reach out to us anytime by dropping an email to support@zohopagesense.com if you need more explanation or have any questions.

